

NEWFUNDS MAPPS GROWTH EXCHANGE TRADED FUND

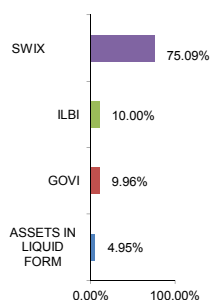
31 December 2012

FUND OBJECTIVES

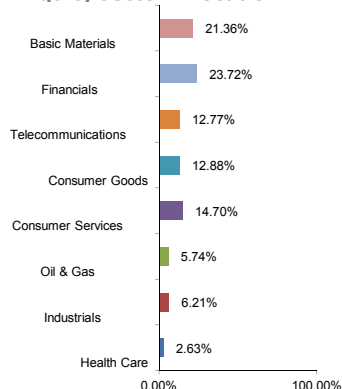
NewFunds MAPPS™ is a uniquely designed portfolio range of ETFs which, unlike traditional ETFs, allow investors to purchase a single security on the JSE and have access to the performance of numerous asset classes including; South African equities, nominal bonds, inflation-linked bonds and cash or allowable money market instruments.

The MAPPS™ Growth ETF is aimed at investors with a longer time horizon (e.g. younger investors) who can endure variability of returns in exchange for the prospect of long term real investment returns.

Asset Allocation



Equity Sector Allocation



*Source: JP Morgan - December 2012

ETF PERFORMANCE HISTORY AS AT 31 DECEMBER 2012

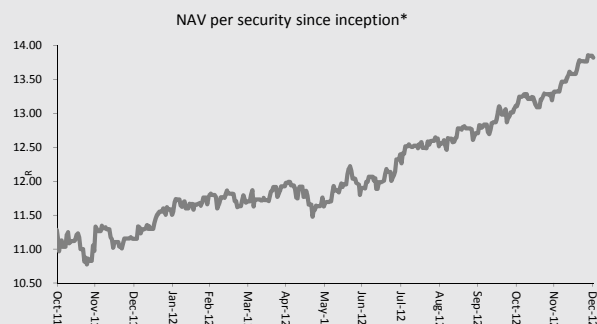
	1 - Month Return	Annualised Return Since Inception
MAPPS GROWTH (NAV)	3.72%	16.68%
MAPPS INDEX	3.74%	17.72%

*Source: JP Morgan - December 2012

FUND DETAILS

Issuer	NewFunds CIS
Manager	NewFunds (Pty) Ltd
Originator	Absa Capital
Benchmark index	MAPPS GROWTH Index
Sector	Exchange Traded Funds
JSE code	MAPPSG
ISIN	ZAE000153763
Base currency	ZAR
Listing date	25-May-11
Net asset value	19,440,923
Annualised TER	* 0.47%
Annualised Monthly TER	0.36%
Index rebalance frequency	Quarterly
Dividend frequency	Mar, Jun, Sep & Dec
No. of securities issued	1,406,698
Date of last deemed distribution	18 October 2012
Amount of last deemed distribution	R0.12 per index security
Next deemed distribution	
Ex date	Thursday, 20 December 2012
Record date	Friday, 28 December 2012
Re-investment date	Wednesday, 23 January 2013

*As published on Finswitch for the quarter ended 30 September 2012



*Source: Absa Capital - December 2012

TOP TEN EQUITY HOLDINGS*

MTN GROUP	10.96%
STANDARD BANK GROUP	6.27%
BHP BILLITON PLC	4.27%
SASOL LTD	5.74%
NASPERS LTD -N-	5.48%
ANGLO AMERICAN PLC	4.78%
FIRSTRAND LTD	4.27%
SHOPRITE	3.82%
COMPAGNIE FINANCIERE RICHEMONT AG	3.41%
SABMILLER PLC	3.18%

* Percentages shown are a proportion of the total equity holdings, not the total portfolio

Please read the disclaimer at the end of this document

NEWFUNDS MAPPS GROWTH EXCHANGE TRADED FUND

31 December 2012

CONTACT DETAILS
 tel: +27 (0)11 895 5517
www.absacapitaletf.com
 email address: ETF@absacapital.com

DISCLAIMER

This document is for information purposes only and may be amended without notice. This is not a prospectus for any security, financial product, transaction or service. NewFunds (Pty) Ltd, Absa Bank Limited, NewFunds Collective Investment Scheme (NewFunds CIS) (collectively the "Promoters") do not recommend or propose that the securities and/or financial or investment products or services ("the products") referred to in this document are appropriate and/or suitable for your particular investment objectives or financial situation or needs. The products are issued by NewFunds CIS and managed by NewFunds (Pty) Ltd. This document and any other information supplied in connection with the NewFunds CIS is not: (i) "advice" as defined and/or contemplated in Financial Advisory and Intermediary Services Act, 37 of 2002, ("FAIS Act") or (ii) any other financial, investment, trading, tax, legal, accounting, retirement, actuarial or other professional advice or service whatsoever ("advice") or (iii) provide the basis of any credit, financial or other evaluation. Accordingly, the information contained herein merely contains a description of certain facts as at the date hereof and should not be considered as a recommendation by the Promoters or any other professional advisers. If you are contemplating purchasing any participatory interest you carry out your own independent investigation of the financial condition and affairs and your own appraisal of the Promoters, in particular the NewFunds CIS (a member of the Association for Savings and Investment SA). You therefore have to obtain your own independent advice prior to making any decision or taking any action whatsoever based on this document and the Promoters disclaim any liability for any direct, indirect or consequential damage or losses that you may suffer from using or relying on this document even if notified of the possibility of such damage or loss and irrespective of whether or not you have obtained independent advice. This document is neither an offer to sell nor a solicitation of an offer to buy any of the products, which shall always be subject to the Promoters' internal approvals and a formal agreement between you and the relevant Promoter. Any pricing included in this document is only indicative and is not binding as such on the Promoters. Not all the risks and issues related to the products are disclosed and therefore, prior to investing or transacting, you should fully understand the products and any risks and issues related to or associated with them. The products may involve a high degree of risk including, but not limited to, the risk of (a) low or no investment returns, (b) capital loss, (c) counterparty or issuer default, (d) adverse or unanticipated financial market fluctuations, (e) inflation and (f) currency exchange. The value of any product may fluctuate daily as a result of these risks. Collective Investments Schemes in Securities (CIS) are generally medium to long term investments. The value of participatory interests may go down as well as up and past performance is not generally a guide to the future. CIS products are traded at ruling prices and can engage in borrowing and scrip lending. Any investment is speculative and involves significant risks and in making any investment decision, or in advising a third party in respect of an investment decision, you will rely solely on your own view and examination of the facts, information, opinions and the records relating to such investment. The Promoters do not predict actual results, performances and/or financial returns and no assurances, warranties or guarantees are given in this regard. The information, views and opinions expressed herein are based on third party sources believed by the Promoters to be reliable and are therefore expressed in good faith. The Promoters give no recommendation, guide, warranty, representation, undertaking or guarantee concerning the accuracy, adequacy and/or completeness of the information or any view or opinion expressed herein. Any information on past financial returns, modeling or back-testing is no indication of future returns. No representation on the reasonableness of the assumptions in any modeling or back-testing is made. The Promoters do not warrant merchantability, non-infringement or third party rights or fitness for a particular use and/or purpose. All opinions, views and estimates are given as of the date hereof and may change without notice. The Promoters expressly disclaim any liability for any damage or loss as a result of errors or omissions. The Promoters, their affiliates and individuals associated with them may (in various capacities) have positions or deal in securities (or related derivative securities), financial products or investments identical or similar to the products. The information and views contained in this document are proprietary to NewFunds Pty Ltd and are protected by copyright under the Berne Convention. In terms of the Copyright Act, 98 of 1978, as amended, no part of this document may be reproduced or transmitted in any form or by any means, electronic or mechanical, including photocopying, electronic scanning, recording, or by any information storage or retrieval system, without the prior permission in writing from NewFunds Pty Ltd. The illegal or attempted illegal copying or use of this information or views may result in criminal or civil legal liability.

Absa Capital, a division of Absa Bank Limited, Reg No 1986/004794/06. Authorised Financial Services Provider. Registered Credit Provider Reg No NCRCP7.