

5 reasons to buy db x-trackers

- **Diversify offshore:** Protect yourself against Rand weakness by investing in overseas stock markets.
- **No red tape:** Non-institutional investors can diversify their investment portfolio with no exchange control limits.
- **Low cost:** Low annual management fees means that db x-trackers offer a cost-effective way to achieve exposure to key offshore indices.
- **Solid performance:** Studies show that on average, passive funds such as db x-trackers outperform actively managed funds.
- **Convenient:** Whether you want to invest in db x-trackers through a lump sum payment or a monthly debit order, you can invest in a way that best suits you.

Advantages of ETFs

- Gain instant market exposure in one transaction
- Minimal tracking error at low costs
- Continuous stock exchange trading and liquidity
- Trade ETFs just like shares
- High transparency through daily published Index constituents
- Cost effective alternative to traditional funds
- Protection against Rand depreciation
- Offshore portfolio diversification without exchange control limits for non-Institutional investors

Exchange Traded Funds — ETFs

Exchange Traded Funds (ETFs) are passively managed investment funds that track the performance of an underlying index. Almost anything you can do with a single share or stock you can do with an ETF unit. Traditional funds (funds with units not listed on an exchange), typically only offer the opportunity to subscribe or redeem units at the Net Asset Value (NAV) on each day. The Deutsche Bank sponsored ETFs offer the same trading opportunities as single stocks on the JSE Limited and are quoted continuously during exchange trading hours. ETFs can be bought or sold via any stockbroker, financial advisor or direct from db x-trackers.

Underlying

The MSCI World Index reflects the performance of the developed world's equity markets. The Index contains about 1,900 constituent securities representing companies with a total market capitalisation of approximately US\$30 trillion. The MSCI World Index is recognised as a barometer of the world's developed economies and as the holder of db x-trackers MSCI World Index ETF, an investor will essentially track the developed world's equity markets.

Information on db x-trackers

Website: www.dbxtrackers.co.za
 Hotline: 0861 111 288
 Institutional Sales: +27 11 775 7824
 Institutional Trading: +27 11 775 7014

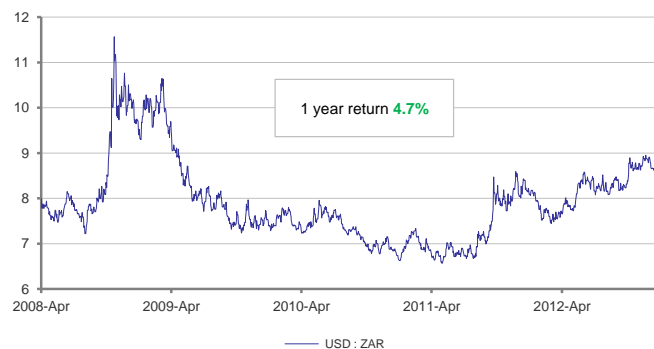
db x-trackers ETF Team
 Deutsche Bank
 3 Exchange Square
 87 Maude Street
 Sandton
 2196

db x-trackers performance in Rand



Source: Bloomberg

Protects you against Rand fluctuations (Rand depreciation against USD)



Source: Bloomberg

... and delivers global diversification (MSCI World Index in base currency)



Source: Bloomberg

Performance

	db x-trackers ¹	Underlying Index (ZAR)	Currency - ZAR appreciation + ZAR depreciation	Underlying Index (USD)
1 year	18.36%	18.55%	4.74%	13.18%
Since Inception p.a.	(0.76%)	(0.69%)	1.26%	(1.92%)
Based on a lump sum invested with no reinvestment of dividends				
Dividend Yield	1.20%			
db x-trackers dividend yield is calculated net of management fee and foreign withholding tax and using the current NAV.				

¹ db x-trackers performance is calculated using NAV that excludes management fee or any distributable income.

Source: Bloomberg

Top 10 holdings

#	Name	%
1	Apple Inc	1.88
2	Exxon Mobil Corp	1.56
3	General Electric Co	0.84
4	Chevron Corp	0.82
5	Nestle SA	0.81
6	International Business Machines Corp	0.80
7	Microsoft Corp	0.77
8	AT&T Inc	0.76
9	Johnson & Johnson	0.75
10	HSBC Holdings PLC	0.75

Source: Bloomberg

Fund information

Fund Name	db x-trackers MSCI World Index ETF
Collective Investment Schemes Control Act	Compliant
Fund Currency	USD
NAV/Index Ratio	ca. 1/1000
Fund launch date	1 April 2008
Front end management fee	0% (stock exchange traded)
Total Expense Ratio (TER)	1.14% p.a.
Distribution Fees	TER may include up to 0.11% p.a.
Financial Year	1 January – 31 December
Index tracking	Fund tracks the price return index
Dividend distribution	Semi-annual distribution

Listing and trading information

Exchange	JSE Limited
First Listing	1 April 2008
Exchange Code	DBXWD
Trading currency	ZAR
ISIN	ZAE000115184
Reuters RIC	DBXWDJ.J
Bloomberg	DBXWD SJ EQUITY
Designated sponsor	Deutsche Bank
Trading hours	9.10 am – 16.50 pm

Index information

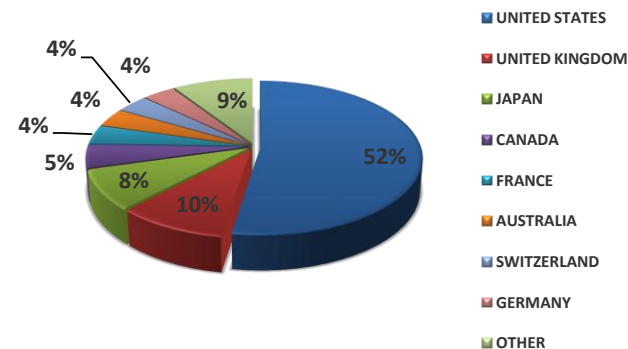
Number of index constituents	1611
Countries in Index	24
Index Reuters RIC	.MSCIWO
Price Index Bloomberg	MXWO INDEX

MARKET DATA as of 31 December 2012

Assets under Management	R 848 250 000
Securities in Issue	75 000 000
Net Asset Value	R11.31
Total Expense Ratio ¹	1.14%

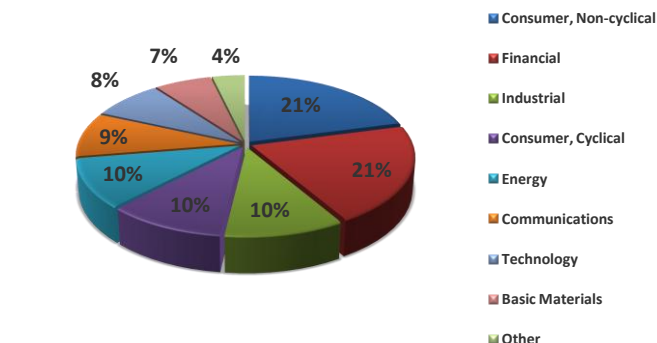
The fund has a Total Expense Ratio (TER) of 1.14%. For the period 1 January 2012 to 31 December 2012 1.14% of the average Net Asset Value of the portfolio were incurred as charges, levies and fees related to the management of the portfolio. A higher TER does not necessarily imply a poor return, nor does a low TER imply a good return. The current TER cannot be regarded as an indication of future TER's.

Country allocation



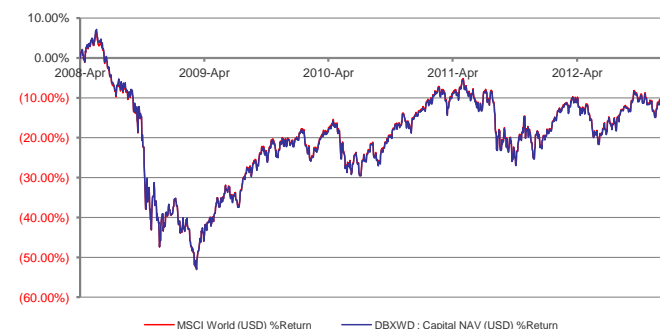
Source: Bloomberg

Sector allocation



Source: Bloomberg

db x-trackers vs. index on a price return basis



Source: Bloomberg

	Annualised Tracking Error (USD)
1 Year	(0.19%)
Since Inception	(0.07%)

A positive number indicates a positive tracking error (ETF NAV > Index Level) and vice versa

Disclaimer The information provided in this document does not constitute investment advice; its sole purpose is to provide a brief description of the product. You should be aware that certain transactions give rise to substantial risk. Product values may be affected by market values, interest rates, exchange rates, volatility, dividend yields and issuer credit ratings. These factors are interrelated in complex ways, and as a result, the effect of any one factor may be offset or magnified by the effect of another factor. Accordingly, certain transactions are not suitable or appropriate for all investors. You should take steps to ensure that you fully understand any transaction which you intend entering into and have made an independent assessment of the transaction in the light of your own objectives and circumstances, including the possible risks and benefits of entering into such transaction. You should also consider seeking advice from your advisers in making this assessment. This Document should not be considered as a recommendation by Deutsche Bank or any of its affiliates that the db x-trackers ETS are a suitable investment. db x-trackers may or may not be suitable for all investors. Deutsche Bank AG or any of its affiliates does not guarantee the performance of the db x-trackers. Past performance is no guarantee of future returns.

The complete terms and conditions should be taken from the respective offering circular; this, and any supplements, may be obtained free of charge from Deutsche Bank AG or any of its affiliates. Any investment in a db x-trackers ETF should be made solely on the basis of the Listing Particulars. All statements of opinion reflect the current assessment of Deutsche Bank AG or any of its affiliates, which may change without prior notice. Although the information herein has been obtained from sources believed to be reliable, Deutsche Bank AG or any of its affiliates does not guarantee its accuracy, completeness or fairness.

Deutsche Bank or any of its affiliates may make markets or hold units in the db x-trackers ETFs mentioned in this document or hold positions in the investments in which the db x-trackers invest.

As set out in the offering circular, the sale of securities is subject to restrictions in some jurisdictions. In particular, any direct or indirect distribution of this document into the United States, Canada or Japan, or to U.S. persons or U.S. residents, is prohibited.

Index Disclaimers The funds or securities referred to herein are not sponsored, endorsed, or promoted by MSCI, FTSE, STOXX Limited and/or Dow Jones & Company, Inc. ("Index Providers") and they bear no liability with respect to any such funds or securities or any index on which such funds or securities are based. The Offering Circular and the relevant Supplement contain a more detailed description of the limited relationship the Index Providers has with Deutsche Bank AG or any of its affiliates, db x-trackers and any related ETFs.

All database rights, copyright and any other intellectual property rights in the Index and constituent list vests in the Index Providers and/or its licensors. Deutsche Bank AG or any of its affiliates has obtained full license from the Index Providers to use such database rights, copyright and other intellectual property rights in the creation of this product.

The Index Providers and Deutsche Bank AG or any of its affiliates make no warranty or representation whatsoever either as to the results obtained from use of the indices and/or the figures at which the said indices stand at any particular day or otherwise. These index sponsors shall not be liable to any person for any error in their indices and shall not be under any obligation to advise any person of any error therein.

General Disclaimer in terms of Collective Investments in Securities db x-trackers are Collective Investment Schemes in Securities (CIS) which are generally medium to long term investments. The value of participatory interests may go down as well as up and past performance is not necessarily a guide to the future. CIS are traded at ruling prices and can engage in borrowing and scrip lending. A schedule of fees and charges and maximum commissions is available on request from db x-trackers. Commission and incentives may be paid and if so, would be included in the overall costs.

db x-trackers securities are Exchange Traded Funds (ETFs) that trade on stock exchanges. Trading in ETFs will incur the normal costs associated with listed securities, including brokerage, settlement costs, Uncertified Securities Tax (UST), other statutory costs and administrative costs. The price at which ETFs trade on an Exchange may differ from the Net Asset Value price published at the close of the trading day, because of intraday price movements in the value of the constituent basket of securities.

In the case of db x-trackers securities fluctuations or movements in exchange rates may cause the value of underlying international investments to go up or down.

X-Markets Investment Holdings (Pty) Limited is an authorised financial services provider

© 2012 Deutsche Bank.