

etfSA Income Model Portfolio

Factsheet – September 2021



The Home of Exchange Traded Funds®

PORTFOLIO DESCRIPTION

The objective of the etfSA Income Model Portfolio is to offer a strategic asset allocation into a select range of SA Interest Bearing ETFs listed on the JSE. This is a low-cost portfolio, suitable for use in a discretionary or tax-free investment account.

The portfolio does not pay out interest or dividends – any distributions received from underlying investments remain in the portfolio to allow for additional compounded growth.

INVESTOR PROFILE

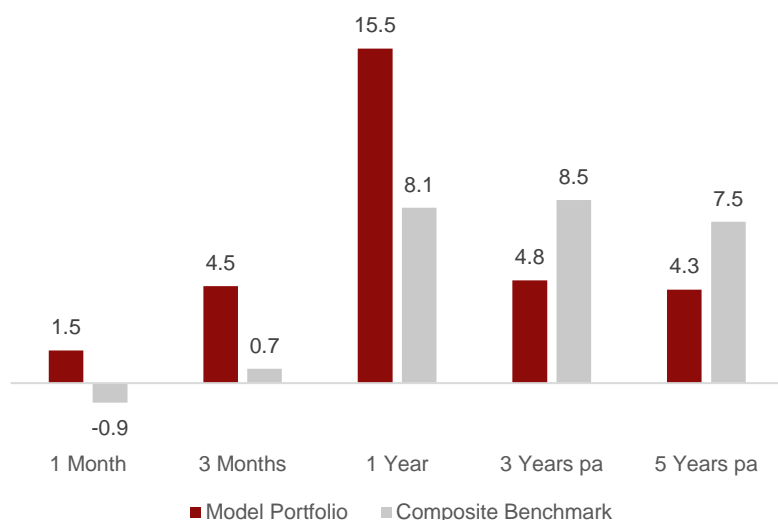
The Portfolio is suitable for an investor with an investment horizon of less than 3 years – investors with a below-average risk tolerance, who wish to receive the income earned in the interest earning and high dividend ETFs that make up this portfolio.

PORTFOLIO HOLDINGS

Asset Class	Exchange Traded Fund (ETF)	%
SA Equity	-	-
SA Property	-	-
SA Interest Bearing	NewFunds GOVI ETF Tracks the South African Government Bond Index (GOVI)	50
	NewFunds TRACI 3 Month ETF Provides the return of a 3-month money market deposit	25
	Coreshares Pref Trax ETF Tracks the FTSE/JSE Preference Share Index, consisting of listed preference shares on the JSE, which pays a higher yield than money market funds, in the form of dividends	25
Foreign Equity	-	-
Foreign Property	-	-
Foreign Interest Bearing	-	-

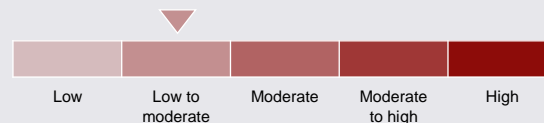
PERFORMANCE (%)

As at 30 September 2021



KEY INFORMATION

RISK PROFILE



INVESTMENT OBJECTIVE

Income

RECOMMENDED INVESTMENT TIME HORIZON

< 3 years

ASISA SECTOR - COMPARATIVE

ASISA SA Multi-Asset - Income

PORTFOLIO COMPOSITE BENCHMARK

50% STeFI (SA Cash) + 50% ALBI (SA Bonds)

LAUNCH DATE

March 2014

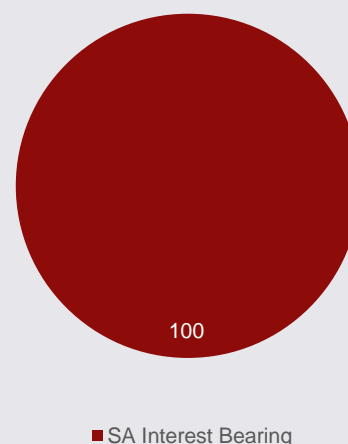
TOTAL INVESTMENT FEES

Fee (incl VAT)	Computershare	The Hub
Inv. management	0.50%	0.29%
Administration	0.50%	0.29%
Trading	Included	Excluded

REGULATORY STRUCTURE

Fully compliant with Section 12T of the Income Tax Act
Available for Tax Free Investment Accounts and Discretionary Investments

PORTFOLIO ALLOCATION



+27 (0)10 446 0371 | info@etf.co.za | www.etf.co.za | 51 West Street, Houghton, Johannesburg, 2198

Disclaimer © 2021 This document should not be considered as an offer or solicitation of an offer to sell, buy or subscribe for any securities or investment products. This document is not guaranteed for accuracy, completeness or otherwise. It may not be considered as advice, a recommendation or an offer to enter into or conclude any transactions. etfSA recommends that financial advice be sought should any party seek to place any reliance on the information contained herein or for purposes of determining the suitability of the products for the investor as mentioned in this document. etfSA, its sponsors, administrators, contributors and product providers disclaim any liability for any loss, damage, or expense that might occur from the use of or reliance on the data and services provided through this document. The information contained in this document may not be construed as legal, accounting, regulatory or tax advice and is given without any liability whatsoever. Past performance is no guarantee of future returns. Any modelling or back-testing data contained in this document should not be construed as a statement or projection as to future performance. All returns quoted are net of fees – that is, after deduction of all expenses as quoted in the Portfolio Management TER. Returns for periods exceeding one year are annualised. All returns are in Rands. The benchmark is a composite benchmark as per the weights and indices as indicated - The return is an estimate and is displayed as a general guide which is subject to change without notice to investors. etfSA.co.za is the registered trading name of M F Brown, an authorised Financial Services Provider (FSP 39217). The etfSA Portfolio Management Company (Pty) Ltd (Reg No 2012/019954/07), is a juristic representative of etfSA Investment Services (Pty) Ltd (Reg. No. 2006/001083/07), an authorised financial services provider (FSP 40107).