

# etfSA International Model Portfolio

Factsheet – September 2021



The Home of Exchange Traded Funds®

## PORTFOLIO DESCRIPTION

The objective of the etfSA International Model Portfolio is to offer a strategic asset allocation into a select range of JSE-listed, Foreign Equity ETFs. This is a low-cost portfolio, suitable for use in a discretionary or tax-free investment account.

The portfolio does not pay out interest or dividends – any distributions received from underlying investments remain in the portfolio to allow for additional compounded growth.

## INVESTOR PROFILE

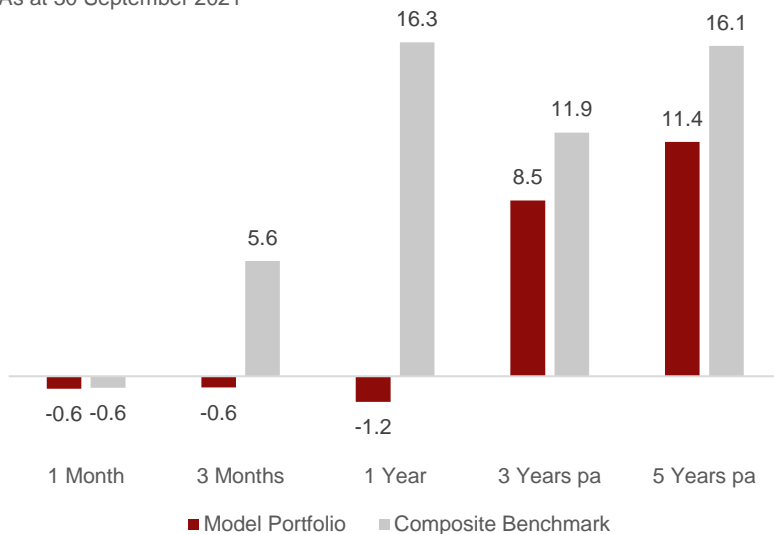
The Portfolio is suitable for an investor with an investment horizon of at least 10 years – it is designed to provide rand-hedge protection with growth in capital. The portfolio is only suitable for high risk-tolerant investors. This represents a high risk investment as significant losses may occur in the event of rand appreciation.

## PORTFOLIO HOLDINGS

Asset Class	Exchange Traded Fund (ETF)	%
Foreign Equity	<b>Coreshares S&amp;P 500 ETF</b> Tracks the S&P 500 Index - providing exposure to the 500 largest companies in the US economy	20
	<b>Satrix Nasdaq 100 ETF</b> Tracks the Nasdaq 100 Index - 100 of the largest companies listed on the Nasdaq Stock Exchange. Includes innovative companies across industries, mostly technology companies	20
	<b>Sygnia Itrix 4th Industrial Revolution ETF</b> Tracks the S&P Kensho New Economies Composite Index - providing exposure to economic sectors that are propelling the "4th Industrial Revolution"	20
	<b>Satrix MSCI Emerging Markets ESG ETF</b> Tracks the MSCI EM ESG Enhanced Focus Index, consisting of Emerging Market companies with a focus on sustainable investing	20
	<b>Satrix MSCI China ETF</b> Tracks the MSCI China Index - consisting of large and mid sized Chinese companies	20

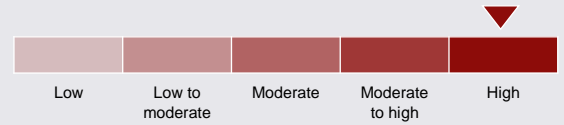
## PERFORMANCE (%)

As at 30 September 2021



## KEY INFORMATION

### RISK PROFILE



### INVESTMENT OBJECTIVE

Capital growth with rand-hedge protection

### RECOMMENDED INVESTMENT TIME HORIZON

> 10 years

### ASISA SECTOR - COMPARATIVE

ASISA Global Equity General

### PORTFOLIO COMPOSITE BENCHMARK

100% MXWR (Foreign Equity ZAR)

### LAUNCH DATE

March 2015

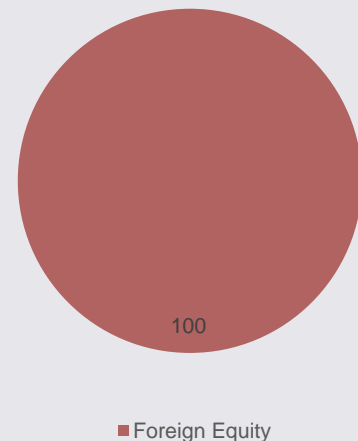
### TOTAL INVESTMENT FEES

Fee (incl VAT)	Computershare	The Hub
Inv. management	0.50%	0.29%
Administration	0.50%	0.29%
Trading	Included	Excluded

### REGULATORY STRUCTURE

Fully compliant with Section 12T of the Income Tax Act  
Available for Tax Free Investment Accounts and Discretionary Investments

### PORTFOLIO ALLOCATION



+27 (0)10 446 0371 | info@etfsa.co.za | www.etfsa.co.za | 51 West Street, Houghton, Johannesburg, 2198

**Disclaimer © 2021** This document should not be considered as an offer or solicitation of an offer to sell, buy or subscribe for any securities or investment products. This document is not guaranteed for accuracy, completeness or otherwise. It may not be considered as advice, a recommendation or an offer to enter into or conclude any transactions. etfSA recommends that financial advice be sought should any party seek to place any reliance on the information contained herein or for purposes of determining the suitability of the products for the investor as mentioned in this document. etfSA, its sponsors, administrators, contributors and product providers disclaim any liability for any loss, damage, or expense that might occur from the use of or reliance on the data and services provided through this document. The information contained in this document may not be construed as legal, accounting, regulatory or tax advice and is given without any liability whatsoever. Past performance is no guarantee of future returns. Any modelling or back-testing data contained in this document should not be construed as a statement or projection as to future performance. All returns quoted are net of fees – that is, after deduction of all expenses as quoted in the Portfolio Management TER. Returns for periods exceeding one year are annualised. All returns are in Rands. The benchmark is a composite benchmark as per the weights and indices as indicated - The return is an estimate and is displayed as a general guide which is subject to change without notice to investors. etfSA.co.za is the registered trading name of M F Brown, an authorised Financial Services Provider (FSP 39217). The etfSA Portfolio Management Company (Pty) Ltd (Reg No 2012/019954/07), is a juristic representative of etfSA Investment Services (Pty) Ltd (Reg. No. 2006/001083/07), an authorised financial services provider (FSP 40107).