

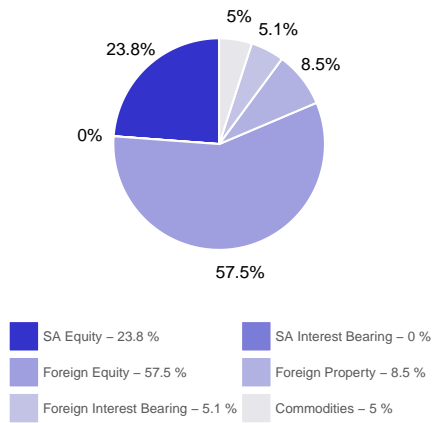
## PORTFOLIO DESCRIPTION

The etfSA LA Wealth Maximiser Portfolio aims to preserve the purchasing power of assets over time by achieving targeted returns of 10% in excess of the level of inflation (as measured by the Consumer Price Index, or CPI) over rolling seven year periods, while reducing the volatility associated with market-linked investments. The Portfolio is constructed through strategic allocations into a range of exchange traded products, exposed to different asset classes, which optimises the cost efficiency and transparency of the Portfolio.

## INVESTOR PROFILE

The Portfolio is ideal for investors who want a low cost, transparent investment-linked living annuity. The portfolio is suitable for investors with a very long investment horizon, who want to maximise the potential capital growth of their retirement savings through a very high targeted real return. The portfolio is only suitable for investors with both a very high tolerance for risk, and sufficient capital to withstand significant potential drawdowns in the near term.

## PORTFOLIO ALLOCATION



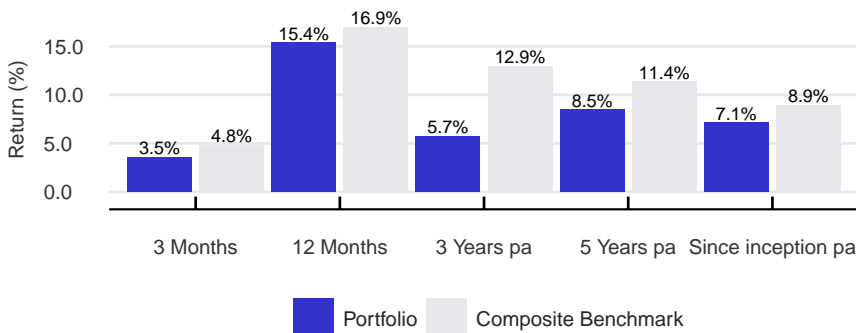
## STATEMENT OF CHANGES (%)

Asset Class	Current Mar-24	Previous Feb-24	Change
SA Equity	23.8	24	-0.1
SA Property	0	0	0
SA Interest Bearing	0	-0.1	0.1
<b>Total Local</b>	<b>23.8</b>	<b>23.8</b>	<b>0</b>
Foreign Equity	57.5	57.4	0.1
Foreign Property	8.5	8.5	0
Foreign Interest Bearing	5.1	5.3	-0.2
<b>Total Foreign</b>	<b>71.1</b>	<b>71.2</b>	<b>-0.1</b>
Commodities	5	5	0
<b>Total</b>	<b>100</b>	<b>100</b>	<b>0</b>

## PORTFOLIO HOLDINGS

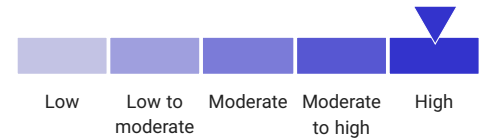
View the Portfolio Holding Allocation Factsheet on the etfSA.co.za website under Products > Living Annuity > Portfolio Holdings or simply click here.

## PERFORMANCE



## KEY INFORMATION

### RISK PROFILE



### INVESTMENT OBJECTIVE

Capital growth

### RECOMMENDED INVESTMENT TIME HORIZON

> 10 years

### ASISA SECTOR - COMPARATIVE

ASISA Global Equity General

### PORTFOLIO COMPOSITE BENCHMARK

50% Capped SWIX (SA Equity) + 50% ACWI (Foreign Equity ZAR)

### LAUNCH DATE

December 2015

### PORTFOLIO MANAGEMENT FEES

TER: 0.25% p.a. | TIC: 0.25% p.a.

### REGULATORY STRUCTURE

27Four Life Policy