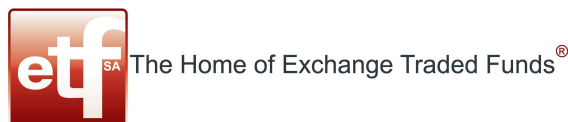


etfSA Balanced Model Portfolio

Factsheet – March 2024



PORTFOLIO DESCRIPTION

The objective of the etfSA Balanced Model Portfolio is to offer a strategic asset allocation into a select range of JSE-listed ETFs, across various asset classes, both local and foreign. This is a low-cost portfolio, suitable for use in a discretionary or tax-free investment account.

The portfolio does not pay out interest or dividends – any distributions received from underlying investments remain in the portfolio to allow for additional compounded growth.

INVESTOR PROFILE

The Portfolio is suitable for an investor with an investment horizon of 3 to 5 years – investors who wish to preserve the value of their near-term savings and investments. The portfolio is well-suited for investors with a moderate risk tolerance.

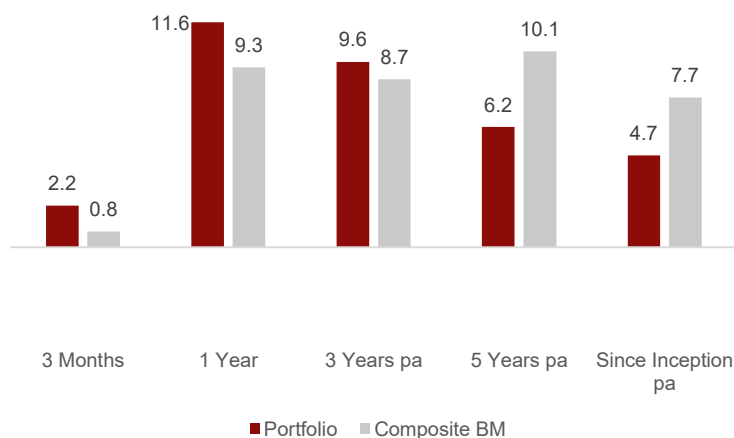
PORTFOLIO HOLDINGS

Asset Class	Exchange Traded Fund (ETF)	%
SA Equity	Satrix Capped All Share ETF Tracks the FTSE/JSE Capped All Share Index - providing the most broad-based exposure to SA-listed equities, across large, mid and small cap stocks	30
	Satrix GOVI ETF Tracks the South African Government Bond Index (GOVI) and offers high fixed interest rate coupons, paid quarterly to investors	20
SA Interest Bearing	Satrix TRACI 3m ETF Tracks the Absa Capital ZAR Tradable 3 Month Cash Index consisting of 3-month SA money market deposit rates (NCDs)	20
Foreign Equity	10X Total World Equity ETF Tracks the FTSE Global All Cap Index. It provides exposure to both well-established and still-developing markets, across large, mid and small cap stocks – the most broad-based global equity exposure available on the JSE. Makes use of the Vanguard Total World Stock ETF as the feeder fund	30
Foreign Property	-	-
Foreign Interest Bearing	-	-

PERFORMANCE (%)

As at 28 March 2024

Note: This represents the historical performance of the selected ETFs (or the indices they track, prior to listing history)



KEY INFORMATION

RISK PROFILE



INVESTMENT OBJECTIVE

Balance between income and capital growth

RECOMMENDED INVESTMENT TIME HORIZON

3 - 5 years

ASISA SECTOR - COMPARATIVE

ASISA SA Multi-Asset Medium Equity

PORTFOLIO COMPOSITE BENCHMARK

60% Capped SWIX (SA Equity) + 20% ALBI (SA Bonds) + 20% MSCI World in ZAR (Foreign Equity ZAR)

LAUNCH DATE

March 2015

FEES

Investment Management Fee*: 0.25% + VAT + trading fees

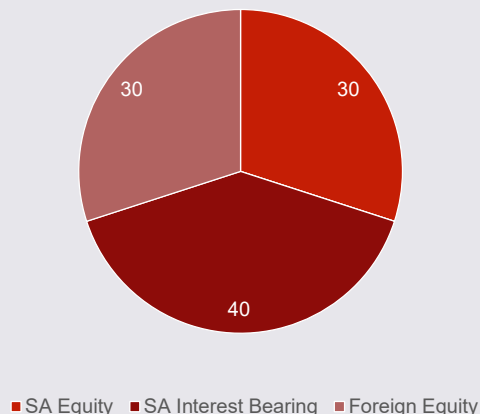
*Excludes investment administration and platform fees of 0.5% excl. VAT

REGULATORY STRUCTURE

Fully compliant with Section 12T of the Income Tax Act

Available for Tax Free Investment Accounts and Discretionary Investments

PORTFOLIO ALLOCATION



+27 (0)10 446 0371 | info@etfSA.co.za | www.etfSA.co.za | 51 West Street, Houghton, Johannesburg, 2198

Disclaimer © 2023 This document should not be considered as an offer or solicitation of an offer to sell, buy or subscribe for any securities or investment products. This document is not guaranteed for accuracy, completeness or otherwise. It may not be considered as advice, a recommendation or an offer to enter into or conclude any transactions. etfSA recommends that financial advice be sought should any party seek to place any reliance on the information contained herein or for purposes of determining the suitability of the products for the investor as mentioned in this document. etfSA, its sponsors, administrators, contributors and product providers disclaim any liability for any loss, damage, or expense that might occur from the use of or reliance on the data and services provided through this document. The information contained in this document may not be construed as legal, accounting, regulatory or tax advice and is given without any liability whatsoever. Past performance is no guarantee of future returns. Any modelling or back-testing data contained in this document should not be construed as a statement or projection as to future performance. All returns quoted are net of fees – that is, after deduction of all expenses as quoted in the Portfolio Management TER. Returns for periods exceeding one year are annualised. All returns are in Rands. The benchmark is a composite benchmark as per the weights and indices as indicated - The return is an estimate and is displayed as a general guide which is subject to change without notice to investors. etfSA.co.za is the registered trading name of M F Brown, an authorised Financial Services Provider (FSP 39217). The etfSA Portfolio Management Company (Pty) Ltd (Reg No 2012/019954/07), is an authorised financial services provider (FSP 52314).